

Handy numbers

Revision Flashcards!

Flashcards: They may just be a rectangular piece of card or paper but they can work wonders for your revision. This revision tool is ideal when you need to remember vocabulary or specific grammar points.

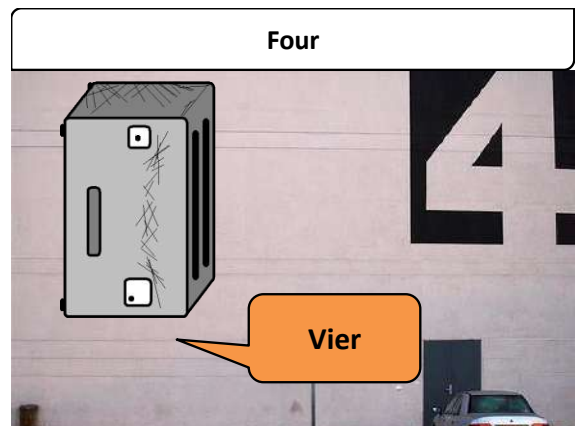
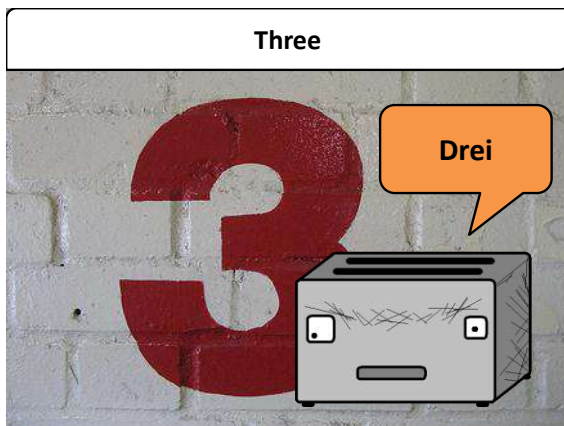
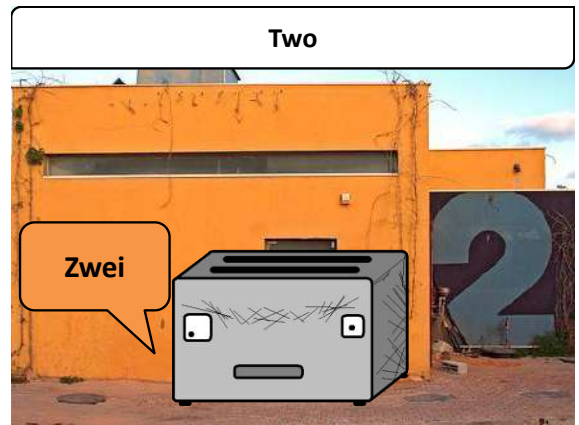
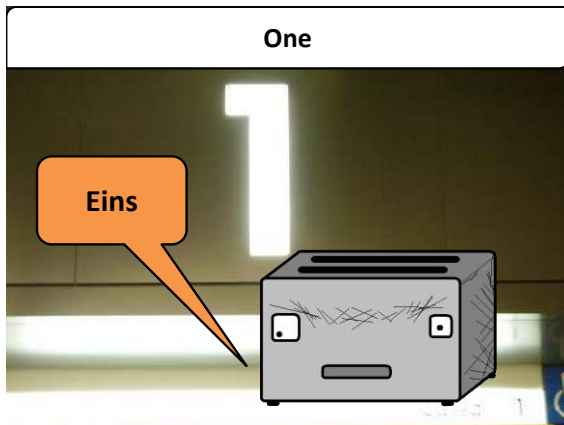
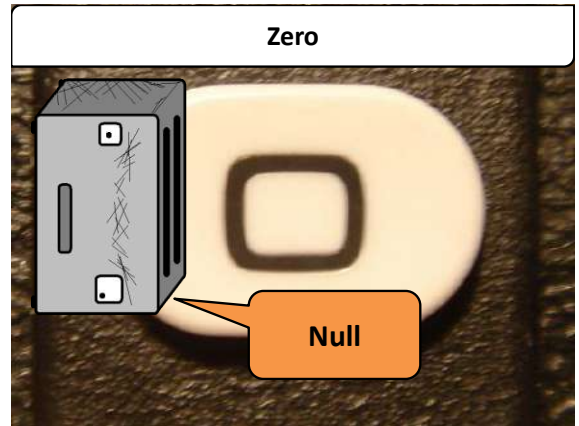
Simply print out this document and cut around the edges of each individual flashcard.

Flash cards can be put to a variety of uses from card games and testing aids to signposts and quick reminders.


Four ways to use your flashcards for revision:

- 1) Why not stick the flashcards to their corresponding items around your house or bedroom to help you remember the word for each object in your target language?
- 2) Keep the flashcards in your pocket to glance over when you have a spare minute for example when on a bus or when on the move.
- 3) Why not write a translation on the reverse of the card to test yourself before flipping the card over to check that you had the right answer.
- 4) Why not give the flashcards to a friend or relative and ask them to devise test questions relating to what is written on them to see if you have learnt the words. This can be nerve-racking, but helps you get used to being on the spot on the day of your final exam.

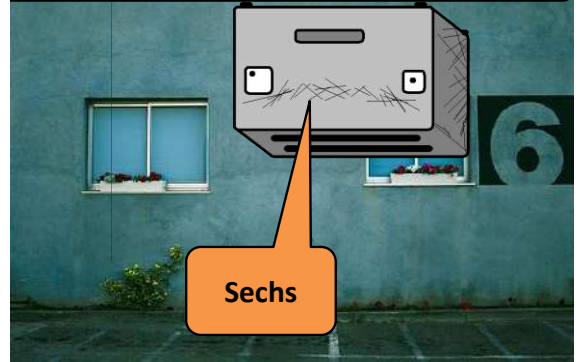
Good luck!




Five




Six




Seven




Eight




Nine



Ten



Eleven



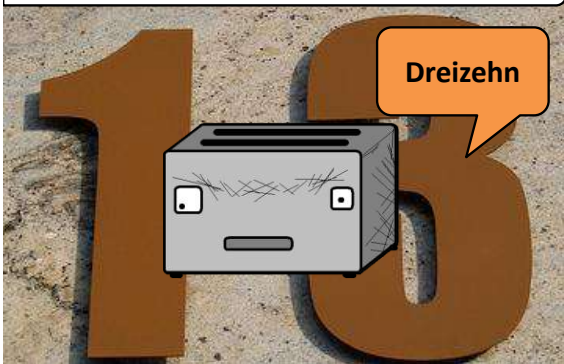
Elf

Twelve




Zwölf

Thirteen



Dreizehn

Fourteen



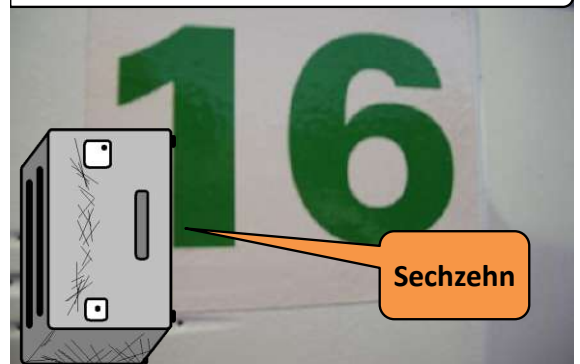
Vierzehn

Fifteen



Fünfzehn

Sixteen



Sechzehn

Seventeen




Eighteen



Nineteen



Twenty



Twenty One



Twenty Two



Twenty Three



Dreiundzwanzig

Twenty Four



Vierundzwanzig

Twenty Five




Fünfundzwanzig



Sechszwanzig

Twenty Seven



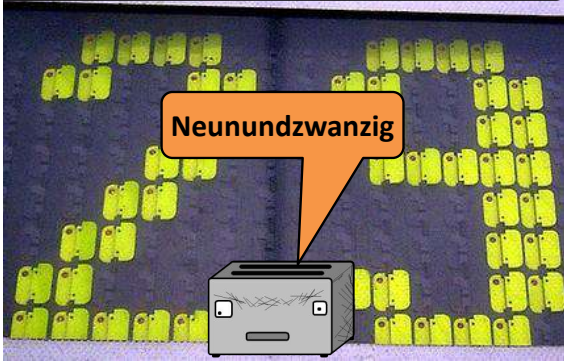
Siebenundzwanzig

Twenty Eight




Achtundzwanzig

Twenty Nine



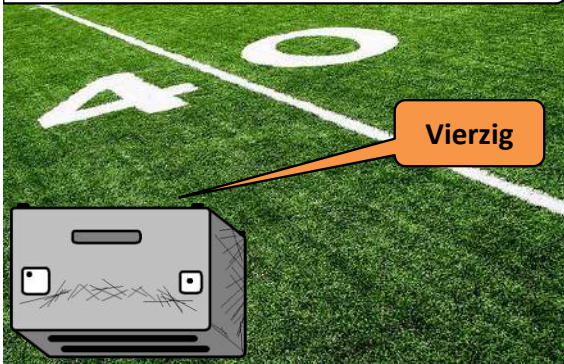
Neunundzwanzig

Thirty



Dreißig

Forty



Vierzig

Fifty



Fünfzig

Sixty



Sechzig

Seventy




Siebzig

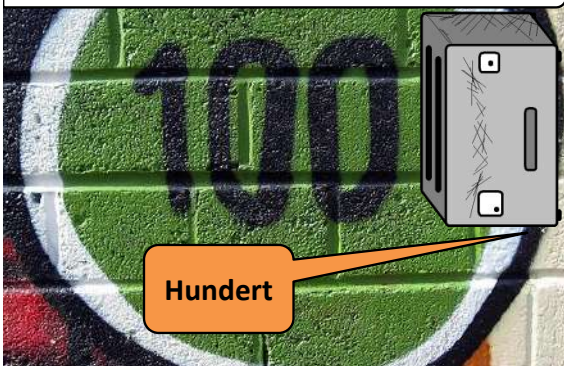
Eighty



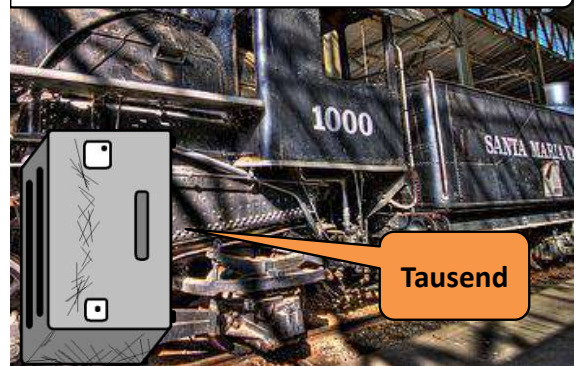
Ninety



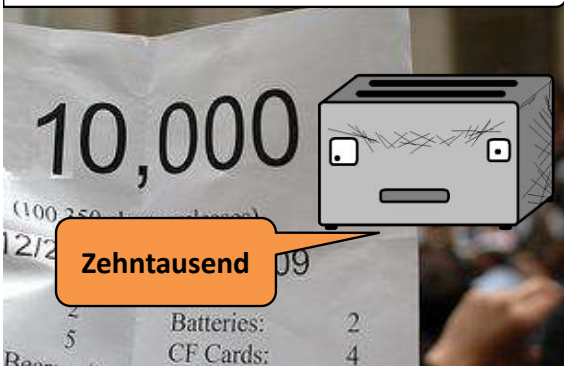
One Hundred



One Thousand



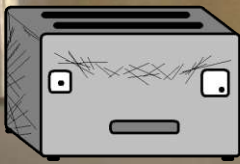
Ten Thousand



One Hundred Thousand



One Million



Eine Million

\$1,000,000+

One Billion

200 000 000 000

Eine Milliarde



623


Sechshundertdreiundzwanzig



623

2,578

Zweitausendfünfhundertachtundsiebzig



756,298

Siebenhundertsechsfünzigtausend-zweihundertachtundneunzig




60
70
80

109,400,356,287


Einhundertneunmilliarden, Vierhundertmillionen, dreihundertsechsfünzigtausend, zweihundertsiebenundachtzig



109 400 356 287



erste (1.)

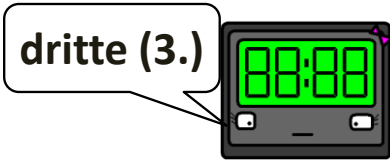


zweite (2.)



first (1st)

second (2nd)



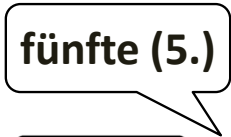
dritte (3.)



vierte (4.)

third (3rd)

fourth (4rd)



fünfte (5.)




sechste (6.)




fifth (5th)

sixth (6th)



siebte (7.)

seventh (7th)




achte (8.)

eighth (8th)



neunte(9.)

ninth (9th)



zehnte (10.)

tenth (10th)



elfte (11.)

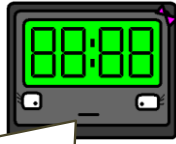
eleventh (11th)

zwölfte (12.)

twelfth (12th)


THIRTEENTH: 3 (drei) + 10th (zehnte)
→ dreizehnte

FOURTEENTH (14TH) = vierzehnte
FIFTEENTH (15TH) = fünfzehnte
SIXTEENTH (16TH) = sechzehnte
SEVENTEENTH (17TH) = siebzehnte
EIGHTEENTH (18TH) = achtzehnte
NINETEENTH (19TH) = neunzehnte



From 13th to 20th, you only have to add the ordinal number we just learned: "zehnte" (10th)...

Und natürlich zwanzigste!



das **erste** Haus

And of course, twentieth!

the **first** house

der **zweite** Baum

das **dritte**
Zebra

the **second** tree

the **third** zebra

die **vierte** Etage

die **fünfte** Flasche

the **fourth** floor

1 2 3 4 5 6 7

the **fifth** bottle